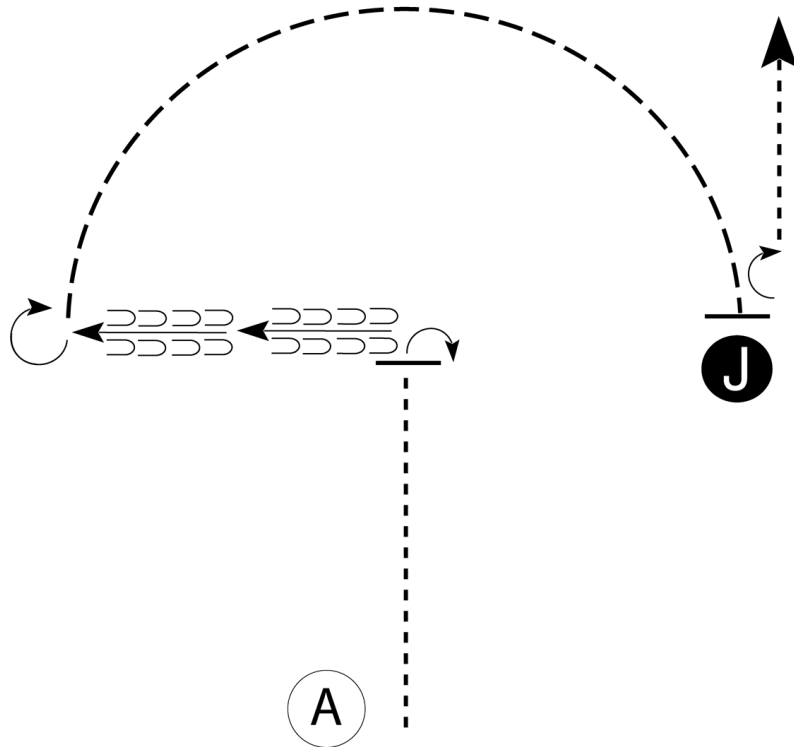


August 2025 SCHS Open Breed Western Weekend

Showmanship (Adult & Youth 18 & U Western & English)

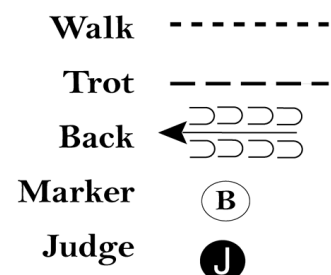
Show Date: 08-01-03-2025



Be ready at A.

1. When acknowledged, walk until horse's hip is even with Judge.
2. Perform a 90 degree turn.
3. Back approximately two horse lengths.
4. Stop and perform a 270 degree turn.
5. Trot in a half circle to Judge.
6. Stop and set up for inspection.
7. When dismissed, perform a 180 degree turn and walk straight away from judge.

Follow the instructions of your ring steward.



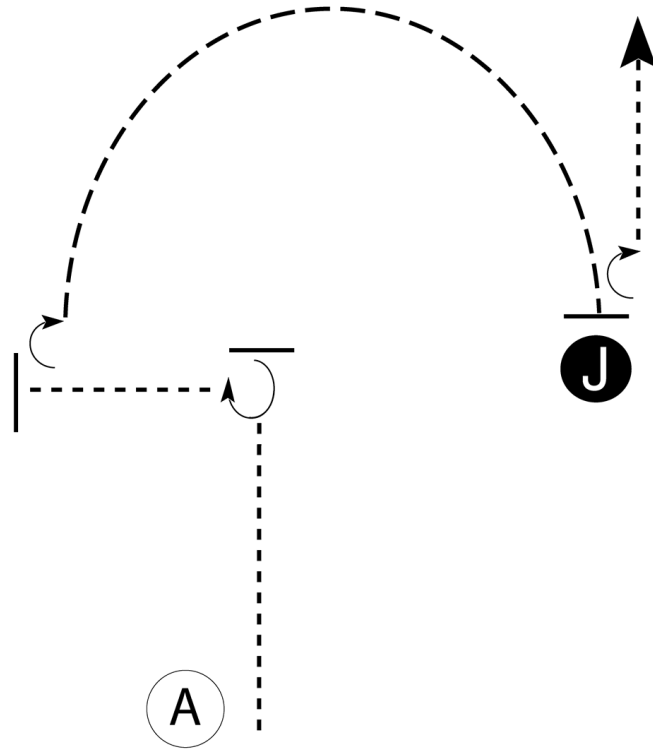
[S/2-68]

Pattern Provided by:

August 2025 SCHS Open Breed Western Weekend

Showmanship (Limited & Novice Youth/Adult Western & English)

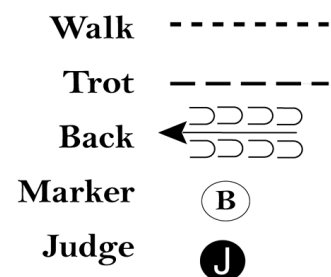
Show Date: 08-01-03-2025



Be ready at A.

1. When acknowledged, walk until even with Judge.
2. Stop and perform a 270 degree turn.
3. Walk approximately two horse lengths.
4. Stop and perform a 90 degree turn.
5. Trot in a half circle to Judge.
6. Stop and set up for inspection.
7. When dismissed, perform a 180 degree turn and walk straight away from judge.

Follow the instructions of your ring steward.



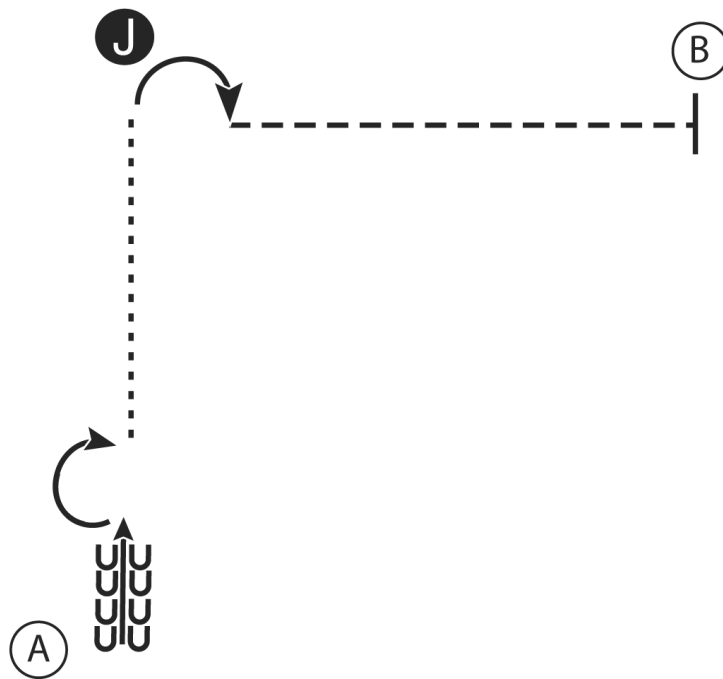
[S/1-68]

Pattern Provided by:

August 2025 SCHS Open Breed Western Weekend

Showmanship (11& U W/J, W/T Western & English)

Show Date: 08-01-03-2025



1. Back 4 steps at A
2. Perform a 180 degree turn
3. Walk to the judge and set up for inspection
4. When dismissed perform a 90 degree turn and trot to B
5. Stop at B

Walk
 Trot - - - - -
 Back ←
 Marker (B)
 Judge (J)

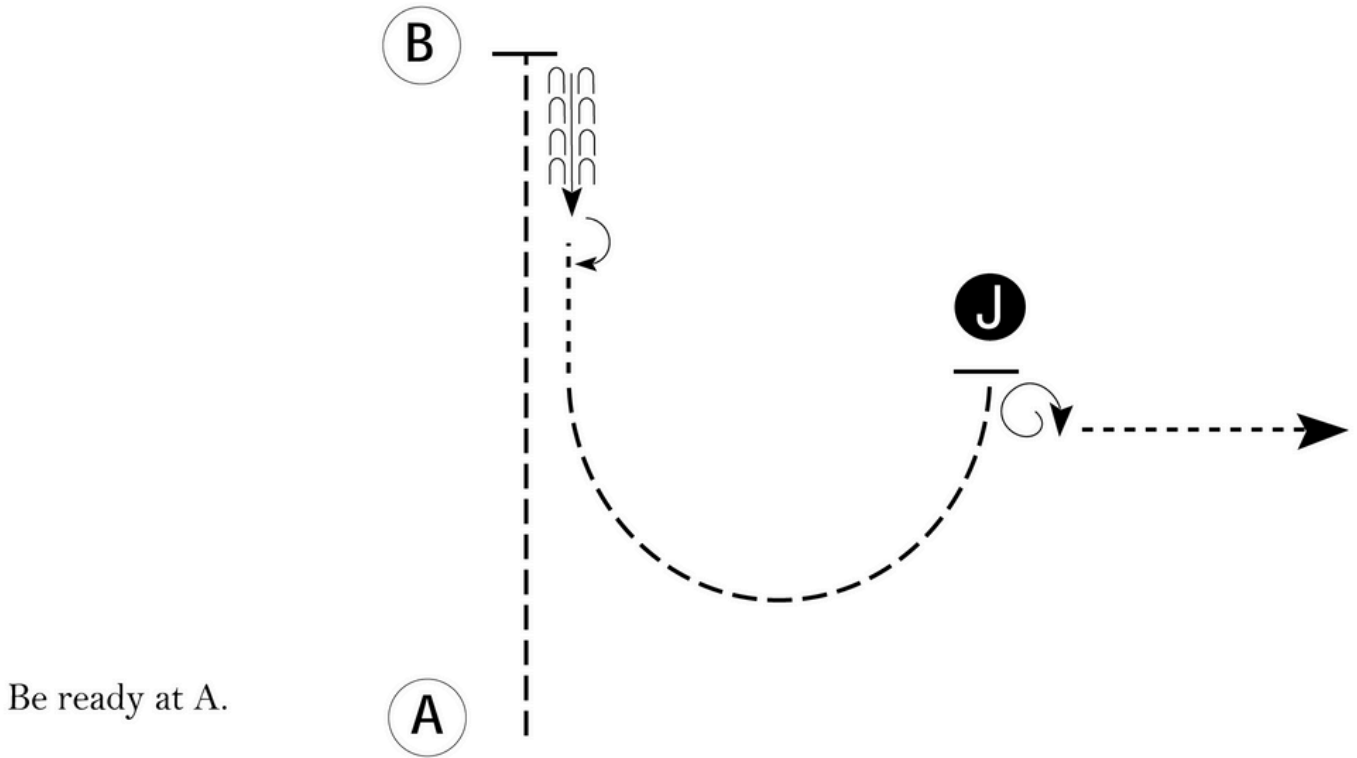
[S/1-2]

Pattern Provided by:

August 2025 SCHS Open Breed Western Weekend Showmanship (Open W/J, W/T Western & English) Show Date: 08-01-03-2025

www.HorseShowPatterns.com

www.HorseShowPatterns.com



1. Trot to B.
2. Back approximately one horse length.
3. Perform a 1/2 turn.
4. Walk until even with Judge.
5. Trot a 1/2 circle to Judge.
6. Stop and set up. **Inspection**
7. When dismissed, perform a 1 1/4 turn and walk straight away from judge.
8. Proceed to line up by following the instructions of your ring steward.

Walk	-----
Trot	- - - - -
Back	←
Marker	(B)
Judge	● (J)

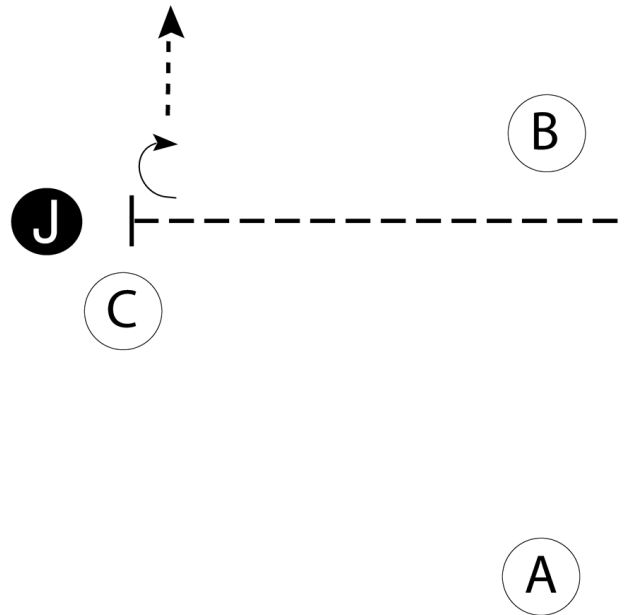
Pattern Provided by:

[S/2-73]

August 2025 SCHS Open Breed Western Weekend

Showmanship (Leadline)

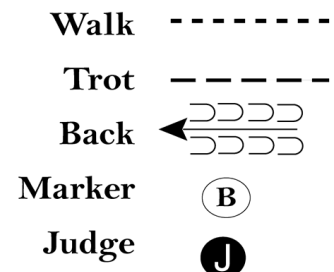
Show Date: 08-01-03-2025



Be ready at A.

1. Walk from A to B.
2. Turn the corner just before B.
3. Trot to C and to judge as shown.
4. Stop and set up for inspection.
5. When dismissed, perform a 90 degree turn and walk away.

Follow the instructions of your ring steward.



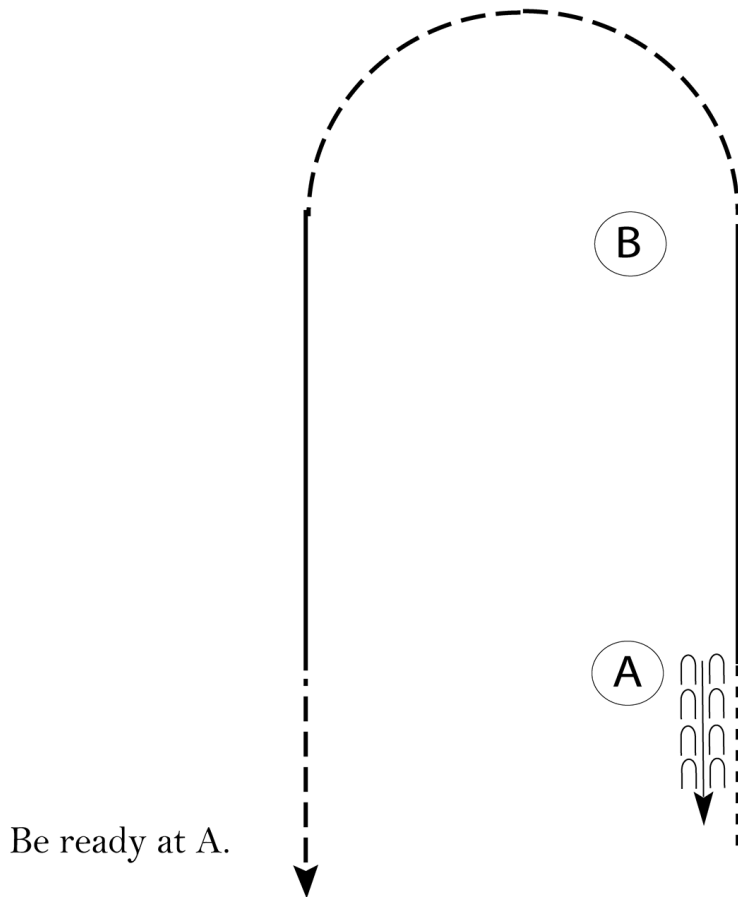
[S/WT-53]

Pattern Provided by:

August 2025 SCHS Open Breed Western Weekend

Western Horsemanship (Novice Youth/ Adult)

Show Date: 08-01-03-2025



1. When acknowledged, back approximately 2 horse lengths.
2. Walk to A.
3. Lope on the left lead to B.
4. Jog in a half circle until even with B.
5. Lope on the right lead until even with A.
6. Break to a jog and exit pattern at a jog.

Pattern is over once you have jogged two strides past A.

Follow the instructions of your ring steward.

Walk	-----
Jog	-----
Extended Jog	-----
Lope	-----
Lead Change	
Back	
Marker	(B)

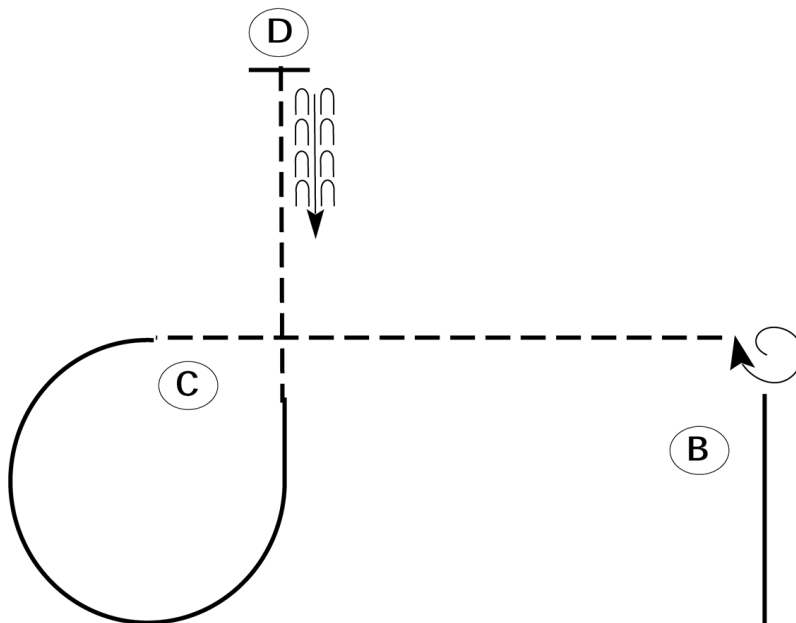
[WH/2-83]

Pattern Provided by:

August 2025 SCHS Open Breed Western Weekend

Western Horsemanship (Adult & Youth 18 & U)

Show Date: 08-01-03-2025



Be ready before A.

1. Walk to A.
2. Lope on the right lead past B.
3. Spin 3/4 turns to the right.
4. Jog from B to C.
5. Lope a circle on the left lead around C.
6. Jog from C to D.
7. Stop at D and back approximately one horse length.

Follow the instructions of your ring steward.

Walk	-----
Jog	- - - - -
Extended Jog	- - - - -
Lope	=====
Leg Yield	
Lead Change	↘
Back	←←←←←
Marker	⊙
Sidepass	←←

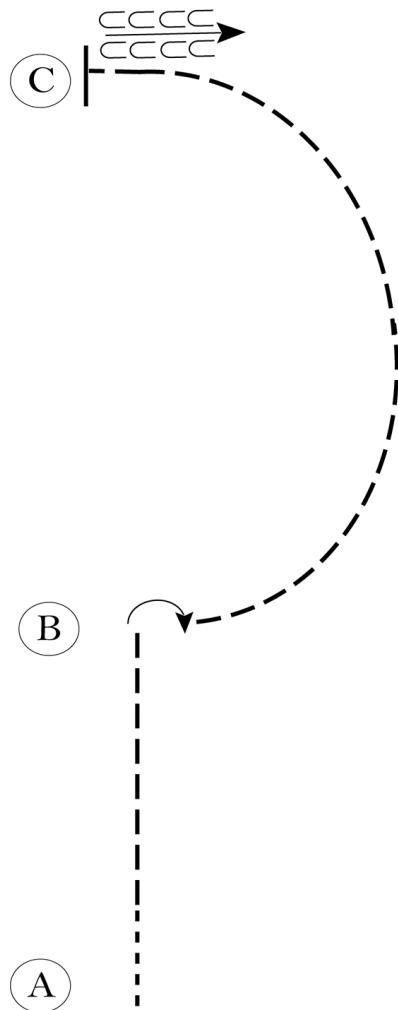
[WH/2-67]

Pattern Provided by:

August 2025 SCHS Open Breed Western Weekend

Western Horsemanship (11 & U Walk/Jog, Limited Youth/Adult)

Show Date: 08-01-03-2025



Be ready at A.

1. Walk approximately 2 horse lengths from A.
2. Jog to B.
3. Turn 1/4 turn to the right.
4. Jog in a half circle to C.
5. Stop at C and back approximately one horse length.

Follow the instructions of your ring steward.

Walk	-----
Jog	-----
Extended Jog	-----
Lope	-----
Leg Yield	
Lead Change	↖
Back	←←←←←
Marker	ⓑ
Sidepass	←-----→

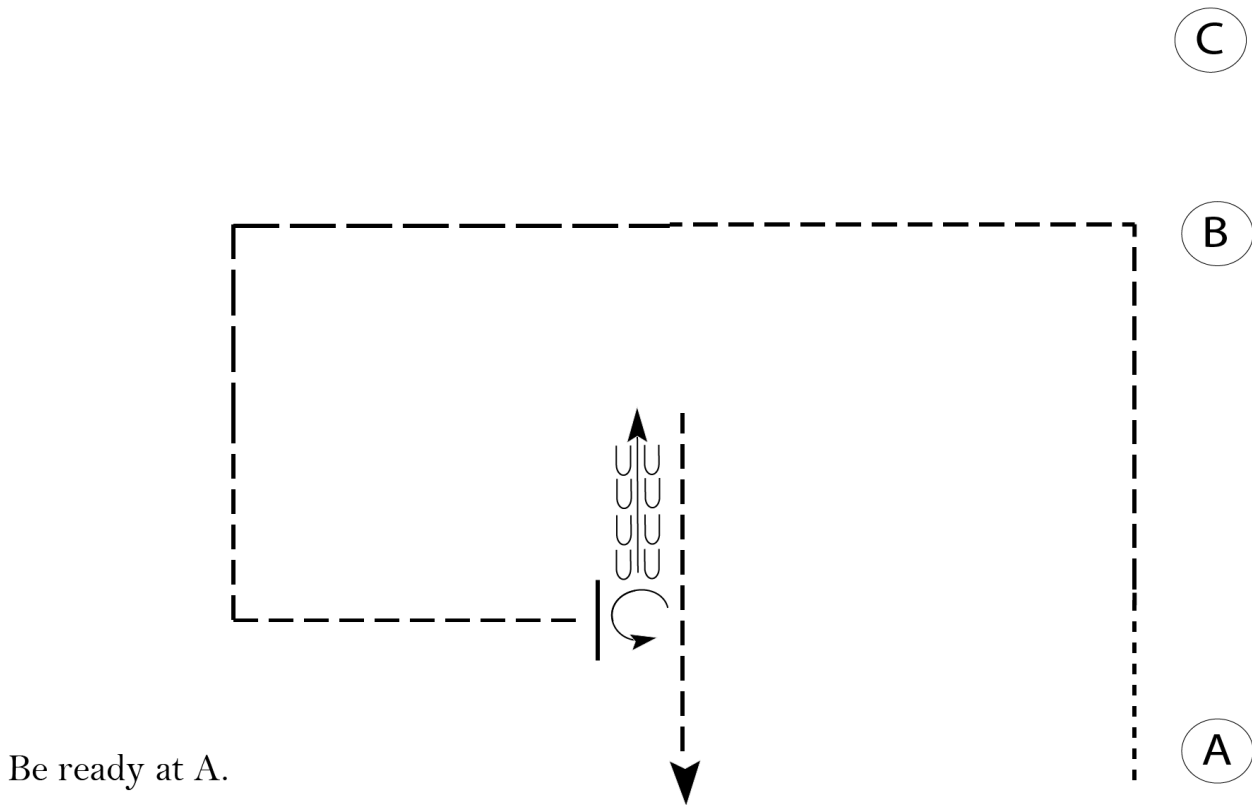
Pattern Provided by:

[WH/WT-59]

August 2025 SCHS Open Breed Western Weekend

Western Horsemanship (Open Walk/Jog)

Show Date: 08-01-03-2025



1. Walk approximately 2 horse lengths from A.
Jog to B and a square corner to center.
2. Extended jog thru first square corner. Slow to a jog
midway and continue to jog through second corner.
3. Stop and perform a 270 degree turn to the left.
Back one horse length.
4. Pattern is complete. Exit at the jog.

Walk	-----
Jog	- - - - -
Extended Jog	— — —
Lope	—————
Lead Change	
Back	
Marker	(B)

[WH/WT-108]

Pattern Provided by:

August 2025 SCHS Open Breed Western Weekend

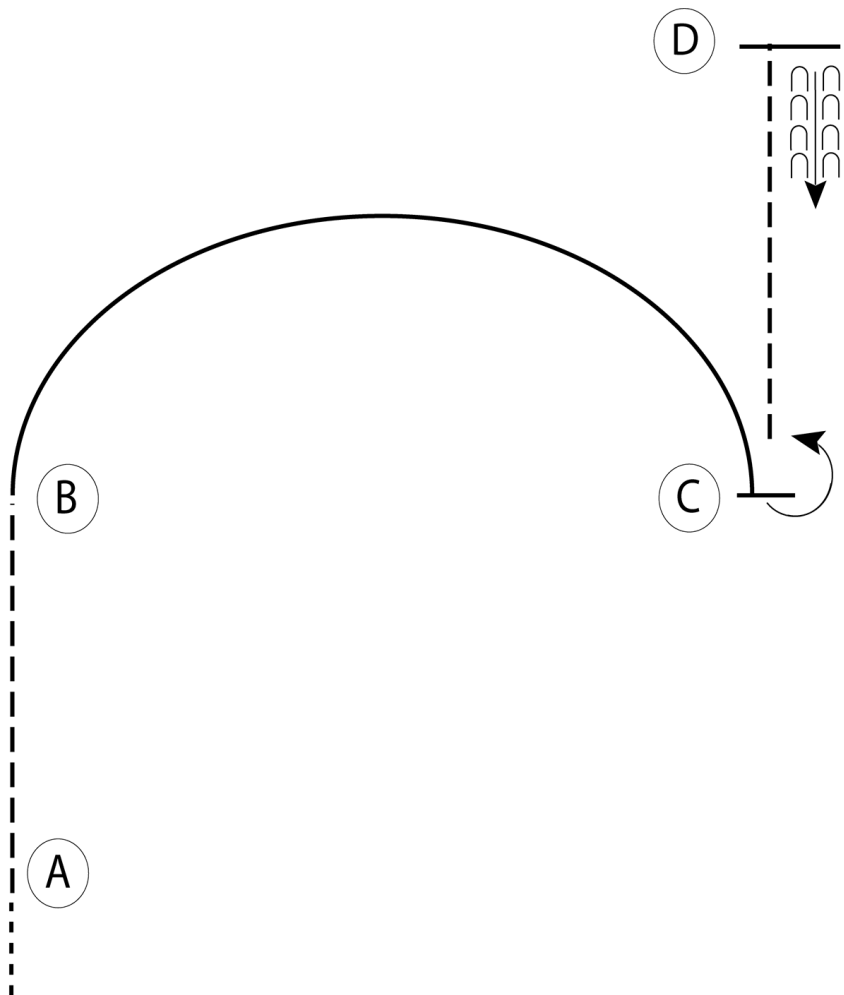
Hunt Seat Equitation (Novice Youth/ Adult W/T/C)

Show Date: 08-01-03-2025

Be ready before A.

1. Walk to A.
2. Posting trot on the right diagonal from A to B.
3. Canter on the right lead from B to C.
4. At C stop and perform a 180 degree turn on the forehand to the left.
5. Posting trot on the left diagonal to D.
6. At D, stop and back approximately one horse length.

Follow the instructions of your ring steward.



Walk	-----
Trot	- - - - -
Extended Trot	— — — — —
Canter	—————
Leg Yield	
Lead Change	↗ ↘
Back	← C C C
Marker	(B)
Sidepass	← — — — — →
Hand Gallop	— — — — —

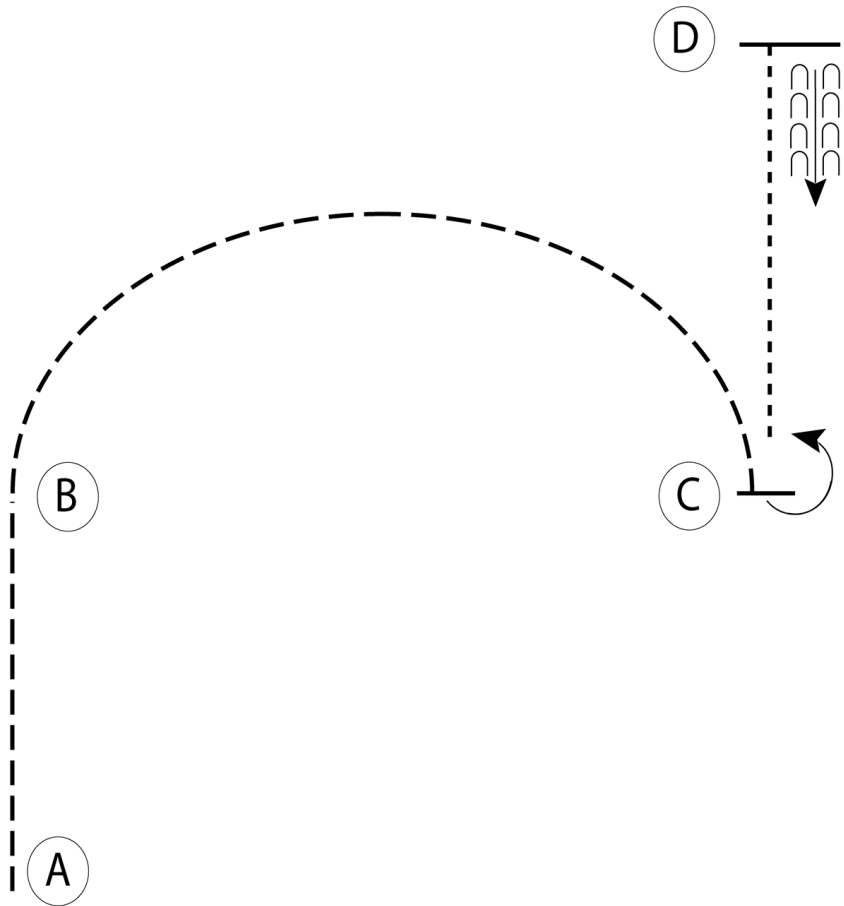
[HSE/1-31]

Pattern Provided by:

August 2025 SCHS Open Breed Western Weekend

Hunt Seat Equitation (11 & U and Limited W/T)

Show Date: 08-01-03-2025



Be ready at A.

1. Posting trot on the right diagonal from A to B.
2. Change diagonals at B and posting trot on the left diagonal from B to C.
3. At C stop and perform a 180 degree turn on the forehand to the left.
4. Walk to D.
5. At D, stop and back approximately one horse length.

Follow the instructions of your ring steward.

Walk	-----
Trot	- - - - -
Extended Trot	— — — — —
Canter	—————
Leg Yield	
Lead Change	— / —
Back	← C C C C C
Marker	(B)
Sidepass	← — — — — →
Hand Gallop	— — — — —

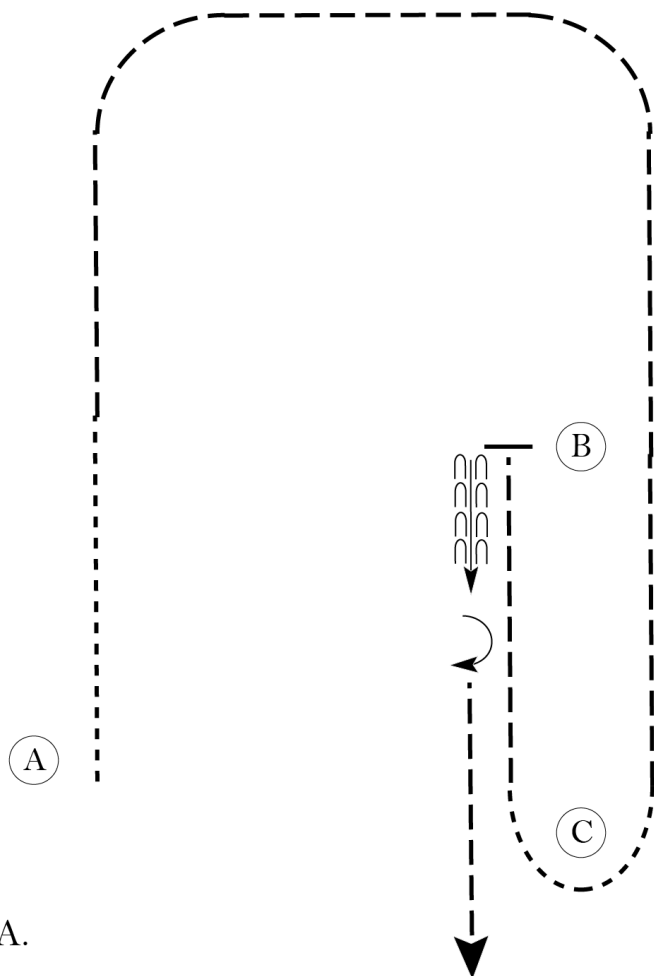
[HSE/WT-31]

Pattern Provided by:

August 2025 SCHS Open Breed Western Weekend

Hunt Seat Equitation (Open W/T)

Show Date: 08-01-03-2025



Be ready at A.

1. Walk until even with B.
2. Trot on the left diagonal to B.
3. Sitting trot from B to C.
4. Walk around C.
5. Trot on the right diagonal to B.
6. Stop and back approximately one horse length.
7. Perform a 180 degree turn to the right on the hindquarters and trot to exit.

Walk	-----
Trot	- - - - -
Extended Trot	— — — — —
Canter	— — — — —
Leg Yield	
Lead Change	— — — — —
Back	← ← ← ← ←
Marker	(B)
Sidepass	← — — — — →
Hand Gallop	— — — — —

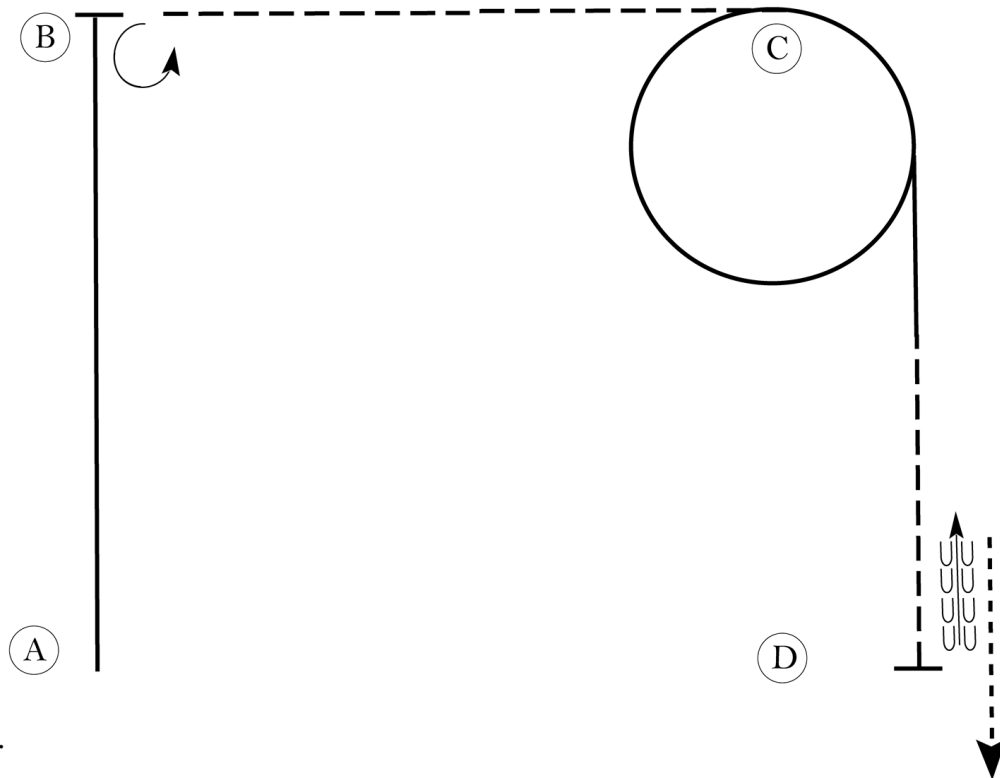
[HSE/WT-38]

Pattern Provided by:

August 2025 SCHS Open Breed Western Weekend

Hunt Seat Equitation (Adult & Youth 18 & U)

Show Date: 08-01-03-2025



Be ready at A.

1. Canter on the left lead to B.
2. Stop at B and execute a 270 degree turn on the haunches to the left.
3. Posting trot on the right diagonal to C.
4. Canter on the right lead in a circle around C.
5. Continue on the right lead halfway to D.
6. Posting trot on the left diagonal to D.
7. Stop at D and back approximately one horse length.
8. Walk forward to and past D.

Follow the instructions of your ring steward.

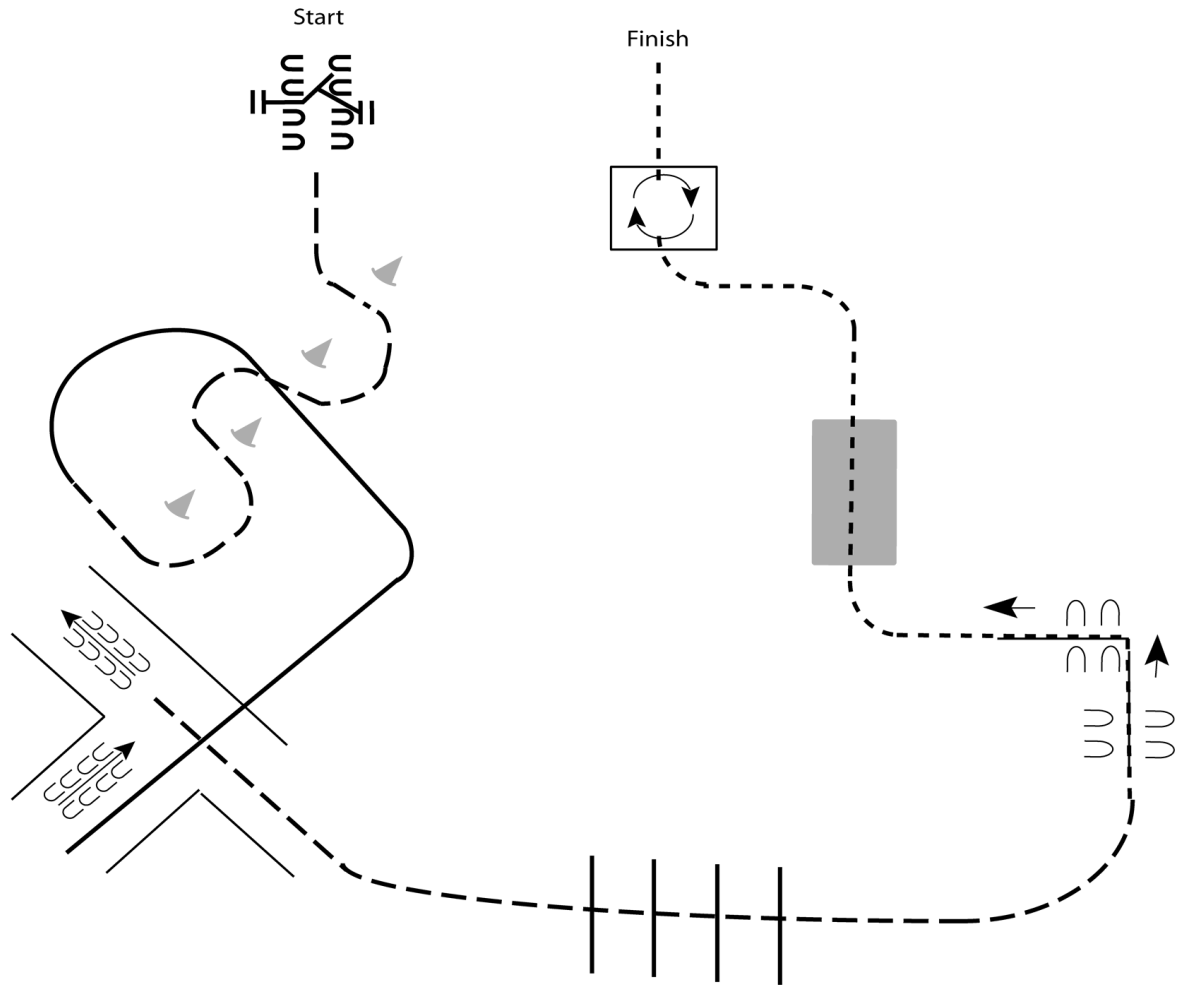
Walk	-----
Trot	- - - - -
Extended Trot	— — — — —
Canter	—————
Leg Yield	
Lead Change	↗ ↘
Back	← ← ← ← ←
Marker	(B)
Sidepass	← — — — — →
Hand Gallop	—————

[HSE/2-43]

Pattern Provided by:

August 2025 SCHS Open Breed Western Weekend Walk Jog/Trot/Lope/Canter & Novice Trail

Show Date: 08-01-03-2025



Be ready at start

1. Work gate with the left hand.
2. Jog through cones
3. Lope right lead into chute
4. Back the L
5. Jog over poles to sidepass
6. Sidepass left over poles
7. Walk over bridge and into box
8. Perform a 360 degree turn to the right, walk out of box and to finish

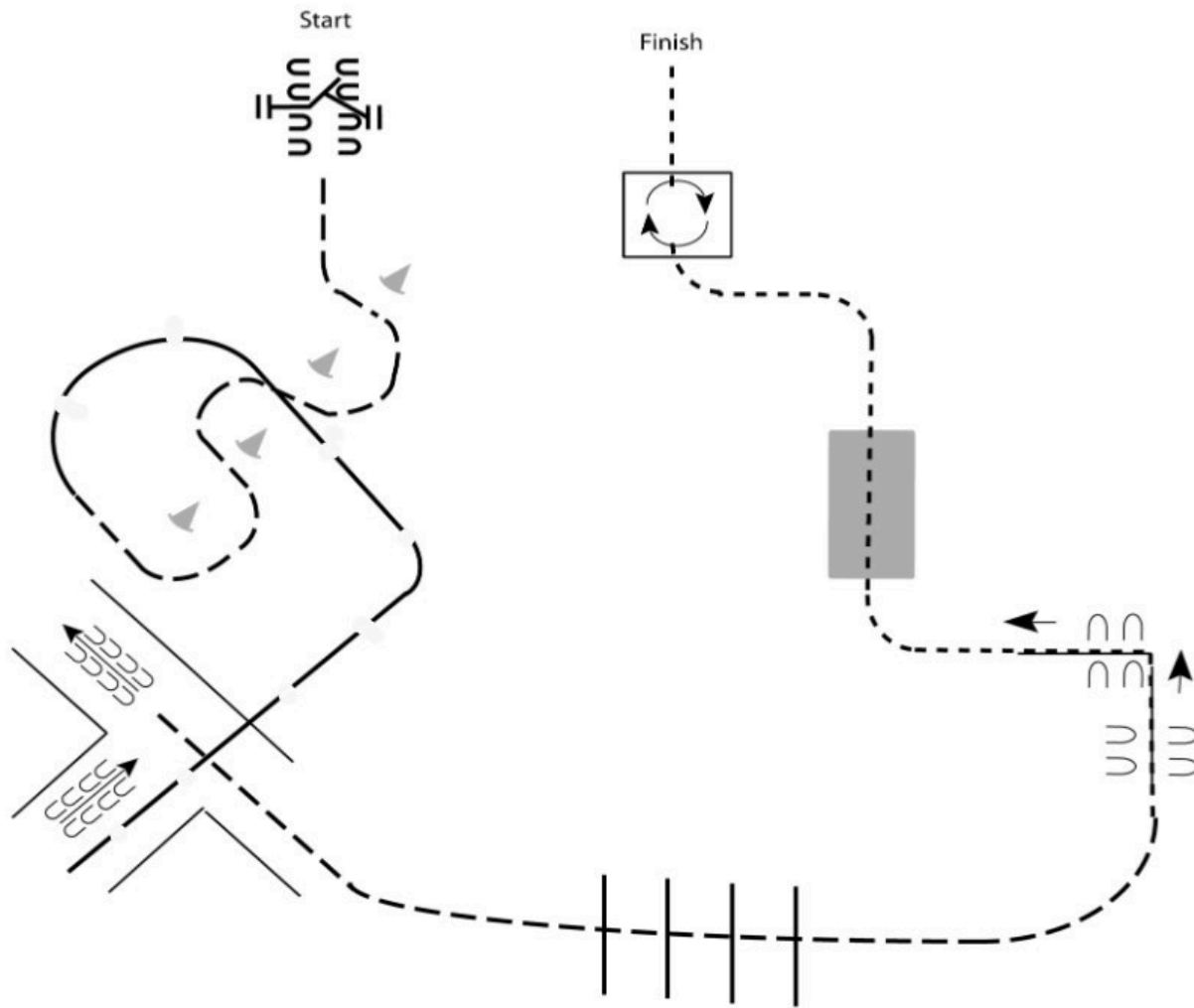
Walk	-----
Jog	- - - - -
Extended Jog	- - - - -
Lope	=====
Leg Yield	
Lead Change	///
Back	←←←←←
Marker	(B)
Sidepass	←-----→

[T/1-2]

Pattern Provided by:

August 2025 SCHS Open Breed Western Weekend Walk Jog/Trot Trail

Show Date: 08-01-03-2025



Be ready at start

1. Work gate with the left hand.
2. Jog through cones
3. Extend the jog into chute
4. Back the L
5. Jog over poles to sidepass
6. Sidepass left over poles
7. Walk over bridge and into box
8. Perform a 360 degree turn to the right, walk out of box and to finish

Walk	-----
Jog	- - - - -
Extended Jog	- - - - -
Lope	=====
Leg Yield	
Lead Change	///
Back	←←←←←
Marker	ⓑ
Sidepass	←←←←←

[T/1-2]

Pattern Provided by: